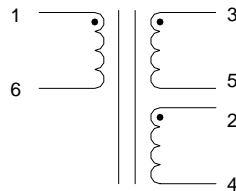


NOTICE: THE INFORMATION AND DESIGN CONTAINED HEREIN IS THE PROPERTY OF PULSE WHO RESERVES ALL RIGHTS THERETO.

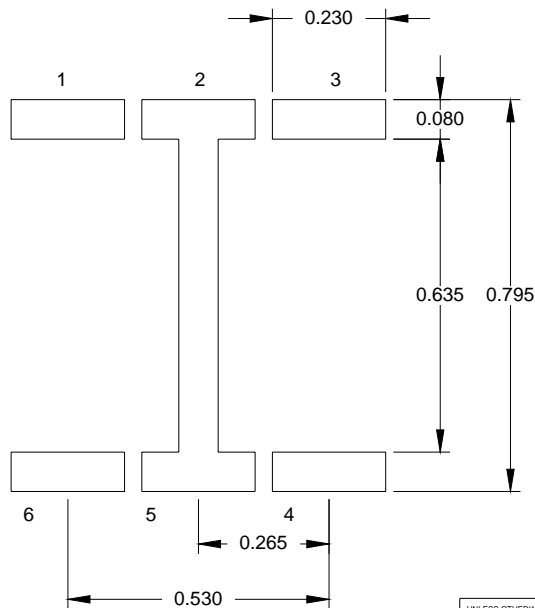
TEST NOTES:

UNLESS OTHERWISE SPECIFIED, TESTING IS PERFORMED AT 25°C ±5°C.

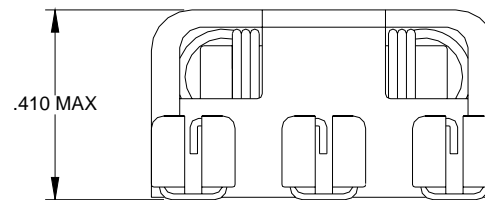
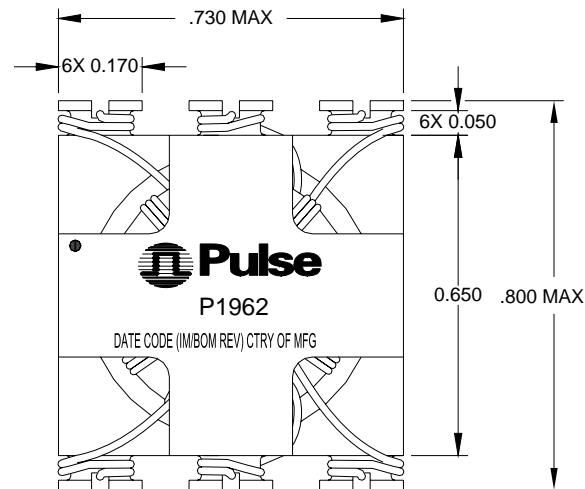
1. POLARITY PER SCHEMATIC: (100%)
2. TURNS (EXACT): (100%)
3. OCL: (100%) AT 100 KHz, 100 mVRMS  
(1-6) = (2-4) = (3-5) = 11 uH ±25%
4. LL: (SAMPLE) AT 100 KHz, 100 mVAC  
MEASURED AT PINS (1-6)  
WITH (2,4,3,5) SHORTED: .22 uH MAXIMUM
5. DCR: MAXIMUM (SAMPLE)  
PINS (1-6) = (2-4) = (3-5) = 100 mOHMS MAX
6. HIPOT: 60 Hz RMS (100%) FOR 2 SECONDS  
500 VRMS BETWEEN PINS 1 AND 2  
500 VRMS BETWEEN PINS 1 AND 3  
500 VRMS BETWEEN PINS 2 AND 3



SCHEMATIC



SUGGESTED LAND PATTERN



6 SURFACES

FINAL OUTLINE

UNLESS OTHERWISE SPECIFIED, ALL DIMENSIONS ARE IN INCHES  
TOLERANCES ARE:  
DECIMALS .XX ±.01  
.XXX ±.005  
ANGLES ± 1°  
DO NOT SCALE DRAWING

SIZE	CAGE CODE	DWG. NO.	REV
<b>B</b>	<b>01961</b>	<b>P1962</b>	<b>M3</b>
SCALE	CADD FILE	SHEET	
NONE	P1962-3	3 OF 3	