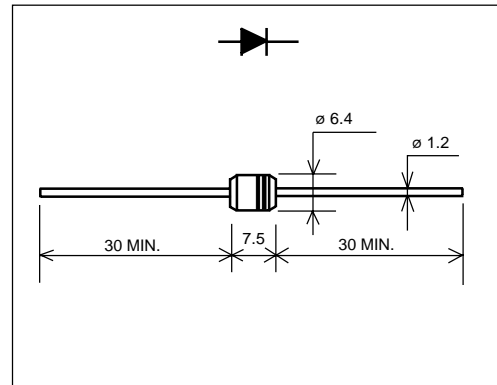


# ERC06 (1.5A)

## (1300V to 1500V / 1.5A)

### FAST RECOVERY DIODE

### Outline drawings, mm



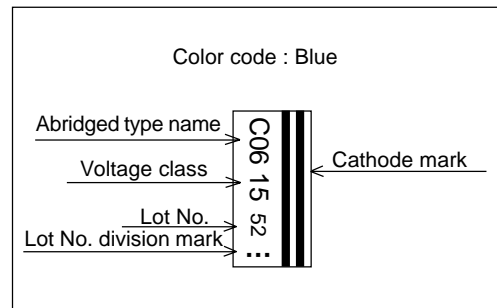
### Features

- Most suitable for color T.V. damper
- High voltage by mesa design
- High reliability

### Applications

- High speed switching

### Marking



### Maximum ratings and characteristics

- Absolute maximum ratings

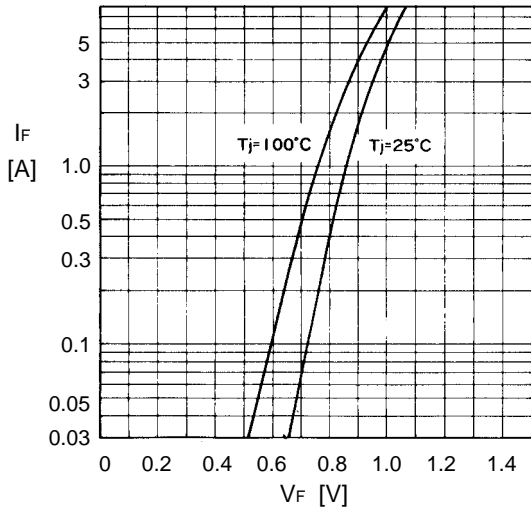
Item	Symbol	Conditions	Rating		Unit
			-13	-15	
Repetitive peak reverse voltage	$V_{RRM}$		1300	1500	V
Average forward current	$I_{F(AV)}$	Resistive load ( $T_a=40^\circ\text{C}$ )	1.5		A
Surge current	$I_{FSM}$	Sine wave 10ms	50		A
Operating junction temperature	$T_j$		-40 to +150		$^\circ\text{C}$
Storage temperature	$T_{stg}$		-40 to +150		$^\circ\text{C}$

- Electrical characteristics ( $T_a=25^\circ\text{C}$  Unless otherwise specified)

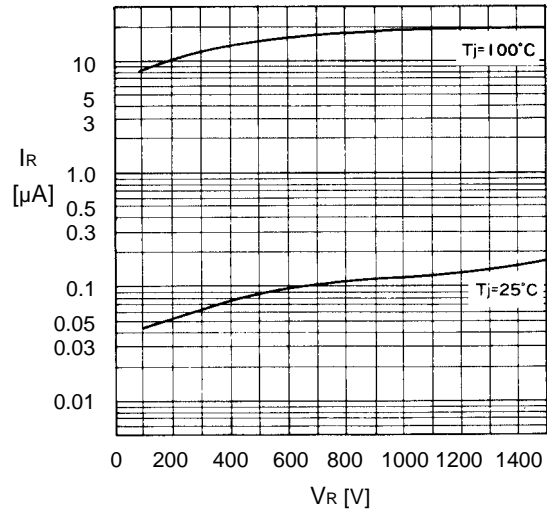
Item	Symbol	Conditions	Max.	Unit
Forward voltage drop	$V_{FM}$	$I_{FM}=4\text{A}$	1.5	V
Reverse current	$I_{RRM}$	$V_R=V_{RRM}$	10	$\mu\text{A}$
Reverse recovery time	$t_{rr}$	$I_F=0.1\text{A}, I_R=0.1\text{A}$	4	$\mu\text{s}$

■ Characteristics

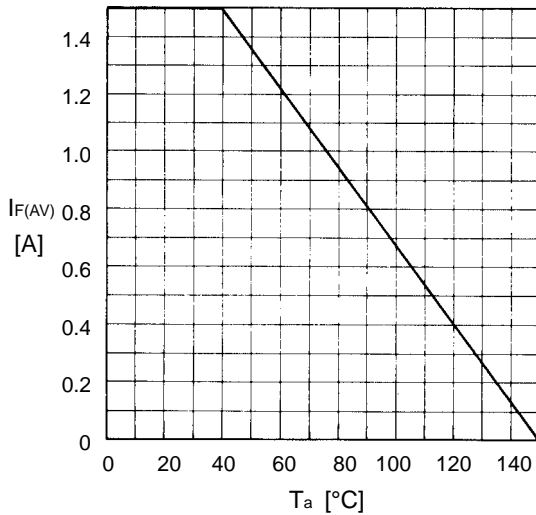
Forward characteristics



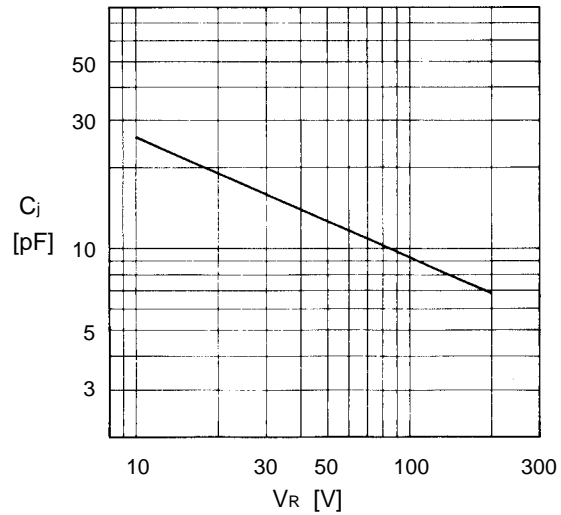
Reverse characteristics



Current derating ( $I_{F(AV)}-T_a$ )



Junction capacitance characteristics



Surge capability

